

Acacia Evolution™
The Best of Design
and Technology

*American
Standard*

ACACIA EVOLUTION™

The Best of Design and Technology

ACACIA EVOLUTION™

Inspired by form and simplicity, Acacia Evolution™'s design exhibits soft, thin edges. It is also technologically equipped with a powerful flushing system, anti-bacterial touch-points and other revolutionary enhancements.



Experience The Best of Design
and Technology Right Here.

DOUBLE VORTEX

RIMLESS-CLEAN

DOUBLE VORTEX

The design of the bowl propels the water forward and creates a strong flushing momentum.



100% of the water is ejected through two water openings.



Momentum and power are created by the design of the bowl and force of the water.



The resulting 'vortex' of water cleans the entire surface of the bowl.



DOUBLE VORTEX

Maximum flushing performance, minimum water usage.

RIMLESS-CLEAN

Double Vortex is a rimless flushing system that effectively cleans the entire bowl interior, preventing dirt and deposits from building up. This rimless design makes it easy to clean as no dirt can accumulate over time.



All water flows out from the top of the bowl, cleaning the inner surface of the bowl.



RIMLESS-CLEAN

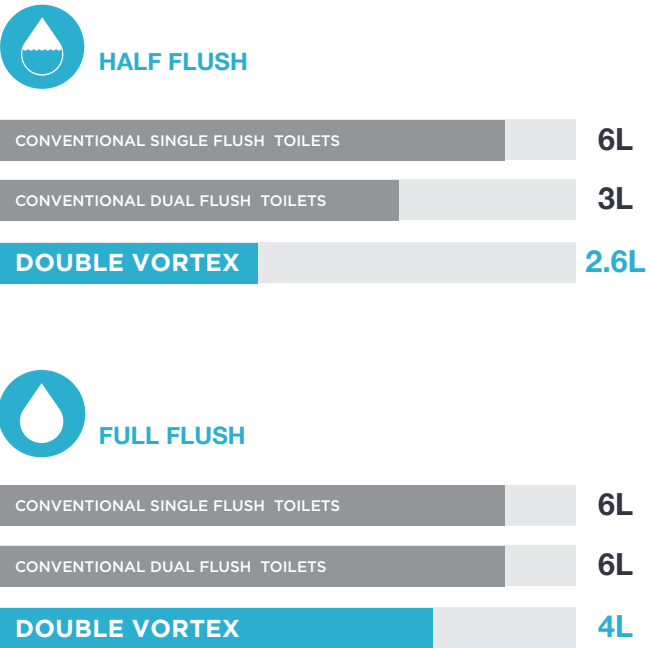
Hygienic and easy to clean.



WATER SAVING

Apart from boasting an efficient flushing system, Double Vortex uses 2.6 litres of water for half flush and 4 litres for full flush. This equates to approximately 22,776 litres of water saved in a year for a family of 4.

COMPARISON IN WATER SAVING BETWEEN CONVENTIONAL AND DOUBLE VORTEX FLUSHING SYSTEMS



TOTAL AMOUNT OF WATER SAVED PER YEAR




1L

x

22,776*

Calculation Criterion Is As Follows. Average Family Number: Four People. Average Usage Number Of Times: Five Times/Per Person Per Day (Full-Flush: One Time, Half-Flush: Four Times)

* Water saving is based on conventional Single Flush Toilets versus Double Vortex

 **WATER SAVING**
Water-saving for ecological and economical sense.

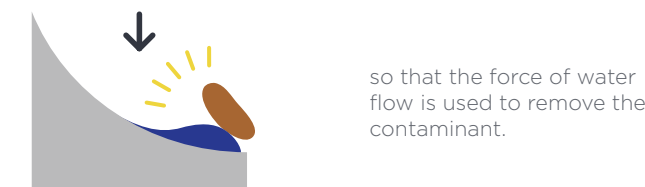
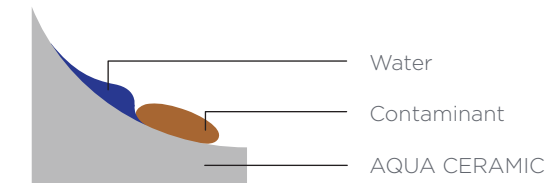
AQUA CERAMIC

AQUA
CERAMIC



DIRT GLIDES OFF SURFACE EFFORTLESSLY

Due to its super hydrophilic technology, AQUA CERAMIC allows water to enter between the material surface and contaminants. Therefore, every time you flush your toilet, the force of water flow will loosen and remove contaminants.




AQUA CERAMIC

Super hydrophilic technology prevents dirt and dark ring stains from sticking to ceramic surface.

SAY GOODBYE TO WATER STAINS

Hydroxyl groups (on the surface of conventional sanitary ware) and silica (contained in water) will chemically bond to each other, resulting in water stain buildup. AQUA CERAMIC inhibits the presence of hydroxyl groups on the surface, so simply cleaning your toilet with a neutral detergent can prevent dark ring stains or water stains from building up on the toilet bowl's surface.




* Regular cleaning is still required to prevent buildup of stains over time.

Caution: Do not use abrasive cleaners including but not limited to chlorinated alkaline detergents, scouring pads and bristle brushes on the inside of the toilet surface.

COMFORTCLEAN

COMFORTCLEAN

Double Vortex is a rimless flushing system that effectively cleans the entire bowl interior, preventing dirt and deposits from building up. This rimless design makes it easy to clean as no dirt can accumulate over time.




MAXIMUM HYGIENE

ComfortClean offers anti-bacterial protection as it effectively kills E. coli bacteria*.

* Certified by Industrial Microbiological Services Limited (IMSL)

EASY TO CLEAN

No more frustration over cleaning the toilet as ComfortClean inhibits the growth of stain and odor-causing bacteria, mold and mildew on the surface.



LONG LASTING EFFECTIVENESS

The anti-bacterial glaze is fired right inside the porcelain, which cannot be easily removed by household detergents.

SMOOTH, SHINY BOWL INTERIOR

Toilet retains a super smooth surface and stays cleaner longer, even after years of use.

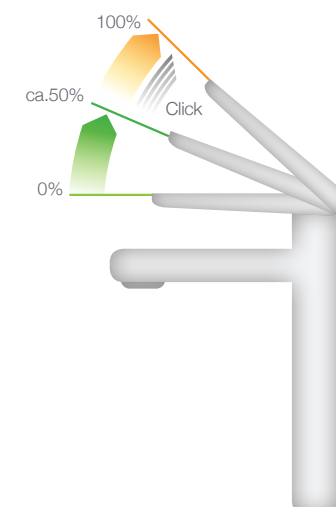


COMFORTCLEAN

Effectively kills E. coli bacteria according to tests done with IMSL.

CLICKMOVE

By providing a resistance midway when lifting the lever, this technology gives you better water volume control, saving you precious water.



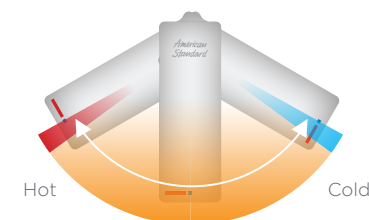
CLICKMOVE

Provides 40% water savings with ease of control.

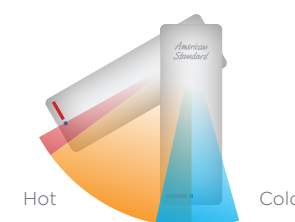
ECOSTART

Unlike conventional mixers, Acacia Evolution™'s Eco Handle releases cold water instead of warm water upon lifting the lever. This saves you precious energy as it prevents the boiler from heating up, resulting up to 30% energy savings. To get hot water, you only need to move the lever to the left.

CONVENTIONAL MIXERS



ECO HANDLE FAUCETS

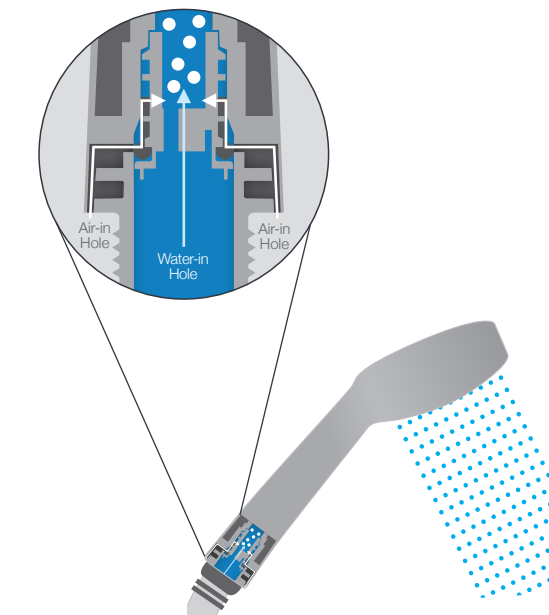


ECOSTART

Provides up to 30% energy savings.

AIRNERGIZE

Airnergize Technology in Acacia Evolution™ handshower provides you with a luxurious shower experience. The technology works by drawing air into the water stream via a cleverly concealed opening at the bottom of the handshower. The water droplets are infused with air bubbles, giving you a feeling of a full shower spray, yet saving water by 20%.



AIRNERGIZE

Air-infused water provides a luxurious shower experience while using lesser water.

KEY FEATURES AND TECHNOLOGIES

At American Standard, we take our toilets seriously. Each ceramic piece is purposefully designed to enhance bathroom living and hygiene –from powerful flushing performance and antibacterial glaze for added hygiene to ergonomic height and comfort curve seat for a comfortable experience. With a wide array to choose from, we are confident you will find your ideal toilet here.







HYGIENE

- **AQUA CERAMIC**
Super hydrophilic technology prevents dirt and dark ring stains from sticking to ceramic surface.
- **POWER RIM**
Combined with our advanced flushing technology, this rim design eliminates hard-to-reach surfaces for an effective removal of dirt and stains.
- **COMFORTCLEAN**
Effectively kills E. coli bacteria according to tests done with IMSL.
- **DUAL NOZZLES**
Equipped with dedicated front and rear cleansing nozzles.
- **POSTERIOR CLEANSING**
Offers a strong, direct spray for a thorough cleanse.
- **FEMININE AIR BUBBLE SOFT CLEANSING**
A gentle flow of warm aerated water provides a soothing shower that is gentle enough for a woman's delicate areas.

COMFORT

- **COMFORT CURVE SEAT**
An ergonomic fit that comfortably contours to the body.
- **INSTANT HEATING SYSTEM**
Instant heating system offers instant and constant warm water for comfort.
- **COMFORTMOVE**
Smooth handle performance for optimal precision and comfort.
- **COMFORT ANGLE**
Adjustable water flow angle for a comfortable, perfect splash-proof experience.

CONVENIENCE

- **RIMLESS-CLEAN**
Hygienic and easy to clean.
- **SKIRTED DESIGN**
Premium design allows for quick and easy exterior cleaning.
- **SLOW-CLOSE SEAT**
Gentle and quiet closing action.
- **AUTO SEAT & COVER**
A sensor detects your presence, and automatically opens (and closes) the lid.
- **AUTO FLUSH**
Identifies the type of flush based on the time spent on the shower toilet.
- **DURASHINE**
Shiny chrome finishing gives an enduring brilliance.

SUSTAINABILITY

- **ECOSTART**
Provides up to 30% energy savings.
- **CLICKMOVE**
Provides 40% water savings with ease of control.
- **WATER SAVING**
Water-saving for ecological and economical sense.

SPALETS

TOILETS



Acacia Evolution™
Shower Toilet
(With Auto Seat & Cover)

CEAS5006-0000424C0

W415 x L649 x H550 mm
Siphon Jet
3.5/5 L Dual Flush
305 mm, S-Trap
Square Bowl



Acacia Evolution™
Shower Toilet

CEAS5006-0000422C0

W415 x L649 x H550 mm
Siphon Jet
3.5/5 L Dual Flush
305 mm, S-Trap
Square Bowl



Acacia Evolution™
One-Piece Toilet

CL20072-6DACTCB

W385 x L747 x H654 mm
Double Vortex
2.6/4 L Dual Flush
305 mm, S-Trap
Elongated Bowl



Acacia Evolution™
Close-Coupled Toilet

CL23075-6DACTCB

W385 x L740 x H760 mm
Double Vortex
2.6/4 L Dual Flush
305 mm, S-Trap
Elongated Bowl



Acacia Evolution™
Close Coupled
Back-to-Wall Toilet

CL3317/CL4317

W376 x L680 x H780 mm
Double Vortex
3/4.5 L Dual Flush
140-245 mm, S-Trap
Elongated Bowl



Acacia Evolution™
Back-to-Wall Toilet

CL3229B-6DAAUCB

W376 x L555 x H390 mm
Double Vortex
3/4.5 L Dual Flush
190 mm, P-Trap
Elongated Bowl



TOILETS

WASH BASINS



Acacia Evolution™
Wall Hung Toilet

CL3119B-6DACTPT

W376 x L555 x H360 mm
Double Vortex
3/4.5 L Dual Flush
230 mm, P-Trap
Elongated Bowl



Acacia Evolution™
Round Vessel Wash Basin

CL0509H-2CANZLA

W400 x L400 x H181 mm



Acacia Evolution™
Vessel Wash Basin

CCAS0620-1040411F0

W460 x L600 x H181 mm



Acacia Evolution™
Vessel Wash Basin (3-hole)

CCAS0620-1040411C0

W460 x L600 x H181 mm
3-Hole, 4"



Acacia Evolution™
Semi-Counter Wash Basin

CL0519I-6DACTLS

W460 x L500 x H180 mm



Acacia Evolution™
Semi-Counter Wash Basin

CCASF519-1040411C0

W460 x L500 x H181 mm
3-Hole, 4"



WASH BASINS

BASIN FAUCETS



Acacia Evolution™
Semi Pedestal Wash Basin

**CL0507I-6DACTLWW/
CL07075-6DACT**

W460 x L600 x H460 mm



Acacia Evolution™
Wall Hung Wash Basin

CL0507I-6DACTLWW

W460 x L600 x H181 mm



Acacia Evolution™
Basin Mono

FFAS1306-101500BF0



Acacia Evolution™
Extended Basin Mono

FFAS1308-101500BF0



Acacia Evolution™
Basin Mixer
With Pop-Up Drain

FFAS1301-101500BC0



Acacia Evolution™
Basin Mixer

FFAS1301-102500BF0



BASIN FAUCETS



Acacia Evolution™
Extended Basin Mixer
With Pop-Up Drain

FFAS1302-101500BC0



Acacia Evolution™
Extended Basin Mixer

FFAS1302-102500BF0



Acacia Evolution™
3-Hole Basin Mixer
With Pop-Up Drain

FFAS1303-101500BC0



Acacia Evolution™
3-Hole Basin Mixer

FFAS1303-102500BF0



Acacia Evolution™
Wall Mount Basin Mixer
With Pop-Up Drain

FFAS1304-101500BC0



Acacia Evolution™
Wall Mount Basin Mixer

FFAS1304-102500BF0



BASIN FAUCETS

BATH & SHOWERS



Acacia Evolution™
High Spout Basin Mixer
With Pop-Up Drain

FFAS1305-101500BC0



Acacia Evolution™
High Spout Basin Mixer

FFAS1305-101500BC0



Acacia Evolution™
Exposed Shower Mono

FFAS1326-701500BF0



Acacia Evolution™
Exposed Shower Mixer

FFAS1312-702500BF0



Acacia Evolution™
Exposed Bath & Shower Mixer

FFAS1311-609500BC0



Acacia Evolution™
Exposed Bath & Shower Mixer
With Shower Kit

FFAS1311-601500BC0



Acacia Evolution™
1.7M Acrylic Drop-In Tub

BTAS6719-002AS00C4

L1705 x W855 x H590 mm
Acrylic with E-Fibre
Reinforcement



Acacia Evolution™
Robe Hook

FFAS1381-908500BF0



Acacia Evolution™
Soap Dish

FFAS1382-908500BF0



Acacia Evolution™
Glass Holder

FFAS1384-908500BF0



Acacia Evolution™
Paper Holder

FFAS1387-908500BF0



Acacia Evolution™
Toilet Brush

FFAS1386-908500BF0

BATH & SHOWERS

BATHTUBS

ACCESSORIES



Acacia Evolution™
Deck Mount Bath &
Shower Mixer With Shower Kit

FFAS1300-601500BC0



Acacia Evolution™
Concealed Shower Mono

FFAS1336-709500BF0



Acacia Evolution™
Concealed Shower Mixer

FFAS1322-708500BC0



Acacia Evolution™
Concealed Bath & Shower Mixer

FFAS1321-608500BC0



Acacia Evolution™
1.7M Acrylic Seamless
Freestanding Tub

BTAS6719-032AS00C5

L1700 x W850 x H580 mm
Acrylic with E-Fibre
Reinforcement



Acacia Evolution™
1.7M Acrylic Seamless
Freestanding Tub
(With Faucet Installation Holes)

BTAS6719-632AS00C5

L1700 x W850 x H580 mm
Acrylic with E-Fibre
Reinforcement



Acacia Evolution™
Towel Ring

FFAS1390-908500BF0



Acacia Evolution™
Towel Bar

FFAS1393-908500BF0



Acacia Evolution™
Double Towel Bar

FFAS1394-908500BF0



Acacia Evolution™
Towel Shelf

FFAS1395-908500BF0

American Standard

Raising The Standard

PART OF **LIXIL**

PT. American Standard Indonesia

Alamanda Tower Building 31st Floor Jl. T.B. Simatupang Kav. 22-26 Cilandak
- Jakarta Selatan - 12560 Indonesia



Copyright © 2020 LIXIL Group Corporation. All rights reserved.