



REGIO

Advanced Toilet Technology From Japan





REGIO

LIXIL proudly offers this Luxury Toilet to the world







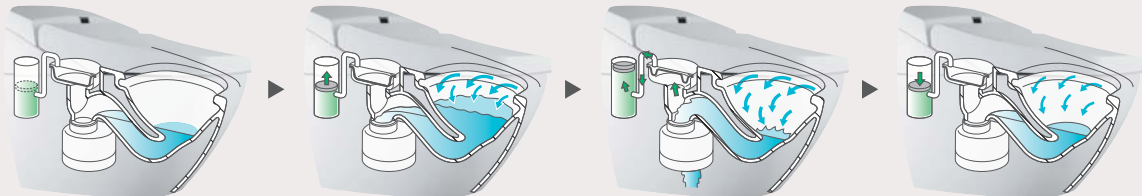
THE REGIO COMBINES POWER AND QUIET TO CREATE THE INDUSTRY'S FIRST "SILENT STREAM FLUSHING SYSTEM"

The REGIO's flush is 10% quieter than a conventional toilet.



AIR-DRIVE

The strength of water and air unite to create a quite, yet powerful, flush.
You'll hear little more than the sound of a murmuring brook.



1 The system is at rest.

2 Flushing water
circulates through the
bowl.

3 The air drive system
evacuates the bowl.

4 The system returns to
rest.

※Sound level during flushing may vary depending on plumbing conditions

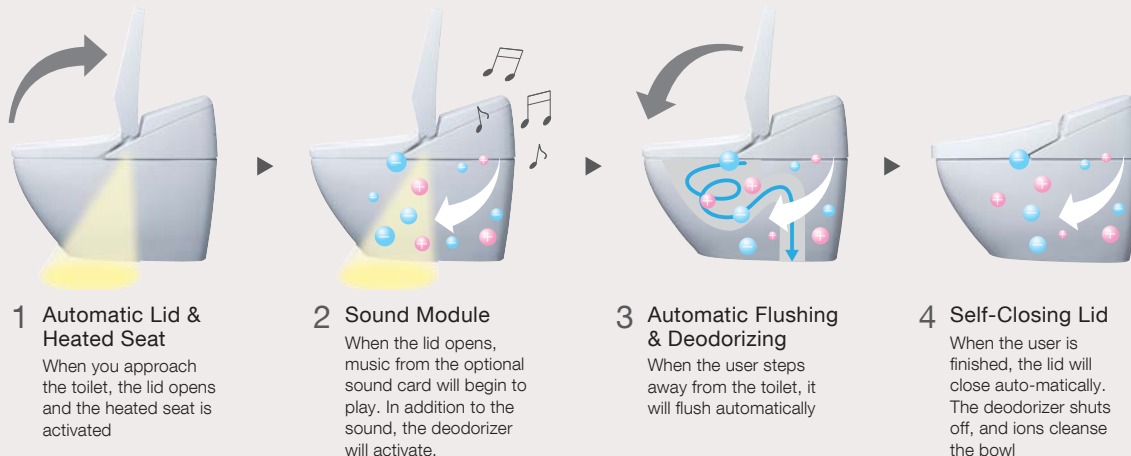


AUTOMATIC TOILET

The REGIO has multiple features and technologies.



AUTOMATIC



Automatic Functions



Fully automatic toilet seat system

A sensor detects your presence, and automatically opens (and closes) the lid.



Fully automatic flushing action

When the user steps away from the toilet, it flushes automatically.



Two Stage Deodorizing

When the user sits on the seat, the deodorizing begins.



Energy Save

When the toilet is not in use, the power consumption is reduced, thereby saving energy.



COMFORT TECHNOLOGY

LIXIL toilets offer improved functions for a more pleasant space.



Comfort Functions



Relaxing Music

Soft music plays automatically for a relaxing and comfortable environment.



Plasmacluster Technology

Plasmacluster technology cleans the air with antibacterial ions.



Soft Light

A sensor illuminates the area both inside the bowl and at the user's feet.

HYGIENIC CLEANSING

Front and rear cleansing for refreshing comfort, and a feeling of clean like never before.




Posterior Washing
Rinses you with warm water and it is more comfortable than using paper

Cleansing Functions



Two Separate Nozzles
LIXIL shower toilets are equipped with dedicated front and rear cleansing nozzles.



Front Cleansing
Warm water is infused with air to provide a soothing shower that's gentle enough for a woman's delicate areas.



Rear Cleansing
The REGIO offers two rear cleansing modes: One for a stronger, more direct spray, and another for a gentle, broad-based spray.



Massage
The spray alternates between strong and mild, creating a massaging effect for the user.

EASY TO CLEAN

A variety of stain-repellant surface technologies make cleaning a snap.



Cleaning Functions



Silent Stream Flush

This new system combines the power of water and air to achieve a flush both quiet and strong. The sound level during flushing may vary, depending on plumbing conditions



Proguard

Bacteria and mildew can't adhere to the surface of the bowl, keeping the toilet bowl clean.



Unique Bowl Design

The REGIO's bowl design cleans the bowl with every flush.



Hyper Clean

An exceptionally smooth and hard surface created by LIXIL ensures easy cleaning



REGIO

Noble Black

IN2014-BK-0

*Black model has a white inner bowl for easy cleaning



Brilliant White

IN2015-WT-0



OPTION

Remote Control Stand

FKF-20M

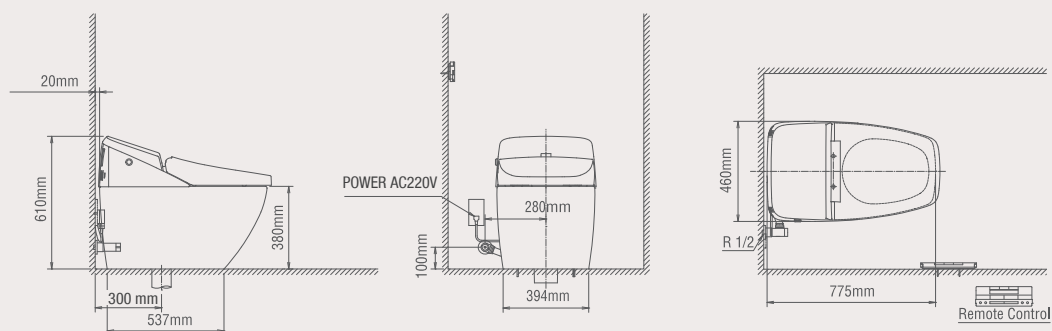


Standard Type Specification

			REGIO	
Color			Noble Black	Brilliant White
Code			IN2014-BK-0	IN2015-WT-0
Operating Pressure Range			0.1 (flow pressure) – Maximum water pressure 0.75 (hydrostatic pressure) MPa	
Rated power			220V, 50/60Hz	
Rated power consumption			700 W	
Flush Volume			6 L for full flush, 4 L for partial flush, and 4 L for urination by male	
Product dimensions			460 mm (W) x 775 mm (D) x 610 mm (H)	
Product weight			Approx. 64 kg (approx. 14 kg for the function unit and approx. 50 kg for the toilet)	
Wall-mounted controller			257mm (W) x 25mm (D) x 80mm (H)	
			2 AA batteries	
Clock accuracy			Within +/-1 minute per month at room temperature (25°C)	
Cleansing	Water heater capacity		Hot water storage type: Approx. 2 L	
	Spray Volume	Power cleansing	0.65 – 1.4 L/min (adjustable to 6 levels)	
		Mild cleansing	0.45 – 0.9 L/min (adjustable to 6 levels)	
	Feminine cleansing spray volume		0.8 – 1.5 L/min (adjustable to 6 levels)	
	Water supply method		Direct connection with tap water	
	Water heater capacity		600 W	
	Adjustable water temperature		OFF (water temperature) and adjustable to 6 levels within the range from Low (approx. 32°C) to High (approx. 40°C)	
Dryer	Safety device		Temperature fuse, high-temperature sensor switch, and float switch	
	Air flow		0.3 m³/min (DC sirocco fan: 12 VDC)	
	Air heater capacity		380 W	
	Adjustable warm air temperature		Low (room temperature) , Mid, and High (thermistor control)	
Toilet seat, lid	Safety device		Temperature fuses (2)	
	Heater capacity		48 W	
	Surface temperature		OFF (room temperature) and within the range from Low (approx. 28°C) to High (approx. 40°C)	
	Adjustable seat temperature		Adjustable to 6 levels (with microcomputer control and seat heater auto OFF function) (thermistor control)	
Deodorizer	Safety device		Temperature fuse	
	Deodorizing method		Chemical absorption by deodorizer cartridge	
	Cartridge life time		Approx. 7 years	
	Deodorizing capacity		Power mode: 0.11 m³/min, Full-power mode: 0.14 m³/min, Turbo mode: 0.17 m³/min	
Plasmacluster	Fan type		Sirocco fan	
	Filter		Built into the top cover	
	Air flow		0.3m³/min	
	Fan type		Sirocco fan	
Music play	Antibacterial ion operation mode		Automatic switch between clean mode and refresh mode	
	Filter		Built into the top cover	
Music play	No. of music tracks		29	
	Output		0.25 W × 2 (stereo)	
	Speaker		2 W	
	Memory		SD memory card	
Music data compression method			MP3	
Power save			Advanced power save (power save for 24 hours) , one-touch power save (automatically reset the power save status after 8 hours)	
Sensor			Occupied seat sensor: Infrared distance-measuring sensor Body sensor: Infrared distance-measuring sensor	
Power cord			Effective length: 1.0 m	
Operating temperature range			0°C – 40°C	
Option / Remote Control Stand			FKF-20M	

CB Certification

Installation Drawing





LIXIL (Thailand) Public Company Limited

1/6 Moo 1, Phaholyothin Road K.M.32, Klong Neung, Klong Luang, Pathumthani 12120, Thailand
Tel : +66-2-901-4455 Fax : +66-2-901-4488

LIXIL Showroom

Building D, Crystal Design Center (CDC), Praditmanutham Road, Bangkok 10240, Thailand
Tel. +66-2-102-2222 Fax. +66-2-102-2040

www.lixil.co.th

Printed in Thailand
REV.0 02/2014